

ANEXO/ ANNEX

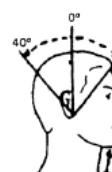
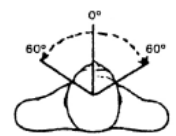
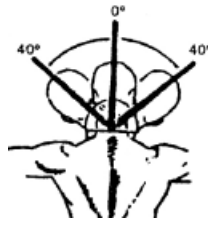



MÉTODO ZERO-NEUTRO / NEUTRAL METHOD / MÉTHODE NEUTRE

Folha de medições correspondente ao aparelho locomotor segundo o método ZERO-NEUTRO. / Measurement Sheet corresponding to the locomotor measurements according to the NEUTRAL METHOD.

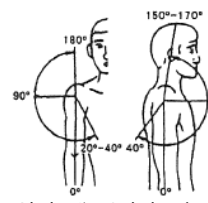
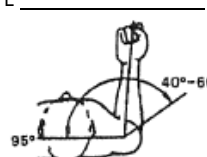
Registrar apenas os achados patológicos ou aqueles considerados normais, mas que sejam relevantes para a conclusão médica.

Register only the pathological findings or those considered normal, but that are relevant to the medical conclusion.

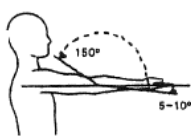
Coluna Vertebral / Spinal Column

 <p>Distância queixo/esterno / Distance chin/sternum / Distance menton/sternum</p>	<p>Extensão/Flexão / extension/flexion 45-0-45°</p> <p>D _____ ° E _____ °</p> <p>_____ cm</p>	 <p>Rotação direita/esquerda / Rotation right/left / 80-0-80°</p> <p>D _____ ° E _____ °</p>	 <p>Inclinação Lateral direita/esquerda / Lateral tilt right/left / 45-0-45°</p> <p>D _____ ° E _____ °</p>
 <p>FBA</p>	<p>Prova da mobilidade lombar / Evidence of lumbar mobility 8-10-15 cm</p> <p>_____ cm</p>	 <p>Rotação direita/esquerda / Rotation right/left / Rotation droite/gauche 30-0-30°</p> <p>D _____ ° E _____ °</p>	 <p>Inclinação Lateral direita/esquerda / Lateral tilt right/left / 40-0-40°</p> <p>D _____ ° E _____ °</p>

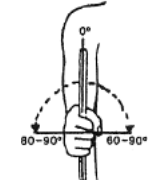
Articulação do Ombro / Shoulder Joint

 <p>Abdução / abduction 180-0-40°</p> <p>D _____ ° E _____ °</p>	<p>Extensão/Flexão / Extension/Flexion 170-0-40°</p> <p>D _____ ° E _____ °</p>  <p>Rotação externa/interna / External/internal rotation / Rotation externe/interne 50-0-95°</p> <p>D _____ ° E _____ °</p>
---	--

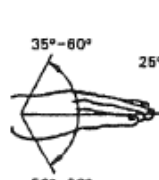
Articulação do Cotovelo / Elbow Joint

 <p>Extensão/Flexão / Extension/Flexion 10-0-150°</p> <p>D _____ ° E _____ °</p>

Articulação do Antebraço / Forearm Joint

 <p>Supinação / Pronação / supination / pronation 80-0-90°</p> <p>D _____ ° E _____ °</p>

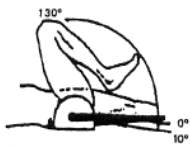
Articulação do Punho / Wrist Joint

 <p>Extensão/Flexão / Extension/Flexion 60-0-60°</p> <p>D _____ ° E _____ °</p>	<p>Abdução / adução / Abduction / adduction 40-0-30°</p> <p>D _____ ° E _____ °</p>
--	---

Articulação do Quadril / Hip Joint

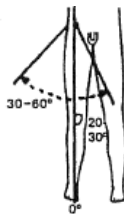
Articulação do Joelho / Knee Joint

Articulação do Tornozelo / Ankle Joint



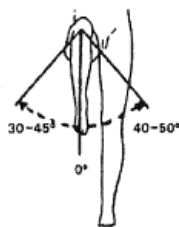
Extensão/Flexão /
Extension/Flexion
10-0-130°

D _____ °
E _____ °



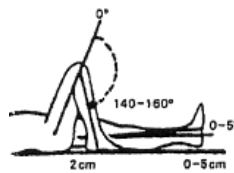
Abdução/adução /
Abduction/adduction
45-0-30°

D _____ °
E _____ °



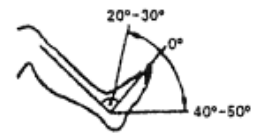
Rotação
externa/interna /
Rotation
external/internal /
Rotation
externe/interne
45-0-50°

D _____ °
E _____ °



Extensão/Flexão /
Extension/Flexion
10-0-140°

D _____ °
E _____ °



Extensão/Flexão /
Extension/Flexion
45-0-25°

D _____ °
E _____ °



Medidas perimétricas em cm. / Perimeter
measures in cm

Braço (15 cm.epic.lat.sup) /
Arm
Cotovelo / Elbow
Antebraço (10
cm.epic.lat.inf) / Forearm
Punho / Fist Joint
Mão (sem polegar) /
Metacarpals (without
thumb)

D	E



Medidas perimétricas em cm. / Perimeter
measures in cm

Coxa 20 cm acima da interlinha
articular / Leg 20 cm above the
anterior junction line
Peri-rotuliano / Center of the
patella
Perna 15 cm abaixo da interlinha
articular / Leg 15 cm below the
lower articular
Perna: menor perímetro / Leg:
minimum perimeter
Tornozelo / Ankle

D	E